

Batteries Industrielles – Sonnenschein A500
Fiabilité pour environnements exigeants












Sonnenschein A500 : Priorité à la fiabilité



Spécifications

Le succès des batteries Sonnenschein A500 provient de l'excellence de la technologie Dryfit.
Haute fiabilité, forte énergie massique.

- Batterie au plomb étanche VRLA électrolyte gélifié
VRLA : (Valve Regulated Lead Acid) : batteries étanches à recombinaison (selon norme IEC 60896-2)
- Technologie plaques planes.
Alliage plomb calcium
- Sans entretien
- Monobloc 12V, 8V, 6V, 4V et élément 2V
Capacité nominale de 1,2 Ah à 200 Ah
- Durée de vie 7 ans à 20° C
(capacité nominale résiduelle 80 %)
- Très faible auto-décharge - environ 2 % par mois à 20° C.
Durée de stockage 24 mois à 20° C sans décharge
- Recharge rapide
- Tenue aux décharges profondes conformément à la norme DIN 43-539 T5
- Transport par air, fer et route sans conditionnement particulier en conformité avec IATA, DGR clause A67
- Produit recyclable 

			
Étanche	Plaques planes	Capacité nominale 1,2 à 200 Ah	Monobloc
			
Durée de vie : 7 ans	Sans entretien	Sécurité en décharge profonde	Recyclable



Type	Codification	Tension nominale	Capacité nominale	Courant de décharge	Courant de décharge max.	L	l	H		Poids	Résistance interne	Courant de court-circuit	Bornes de sortie	Homologation
		V	C ₂₀ 1,75 V/elt 20°C Ah	I ₂₀ A	approx. A	max. mm	max. mm	sur cou- vercle max. mm	sur bornes max. mm	approx. kg	selon IEC 896-2 mΩ	selon IEC 896-2 A		
A502/10 S	NGA5020010HSOSA	2	10,0	0,500	80	52,9	50,5	94,5	98,4	0,70	11,2	189	S-4,8	
A504/3.5 S	NGA50403D5HSOSA	4	3,5	0,175	60	90,5	34,5	60,5	64,4	0,50	48,0	88	S-4,8	
A506/1.2 S	NGA50601D2HSOSA	6	1,2	0,060	30	97,3	25,5	51,0	54,9	0,33	165,0	38	S-4,8	
A506/3.5 S	NGA50603D5HSOSA	6	3,5	0,175	60	134,5	34,5	60,5	64,4	0,75	71,0	88	S-4,8	
A506/4.2 S	NGA50604D2HSOSA	6	4,2	0,210	60	62,3	52,0	98,0	101,9	0,90	63,8	98	S-4,8	
A506/6.5 S	NGA50606D5HSOSA	6	6,5	0,325	80	151,5	34,5	94,5	98,4	1,33	48,0	131	S-4,8	
A506/10 S	NGA5060010HSOSA	6	10,0	0,500	80	151,7	50,5	94,5	98,4	2,05	34,0	189	S-4,8	G 189230
A508/3.5 S	NGA50803D5HSOSA	8	3,5	0,175	60	178,5	34,1	60,5	64,4	1,00	95,0	88	S-4,8	
A512/1.2 S	NGA51201D2HSOSA	12	1,2	0,060	30	97,5	49,5	51,0	54,9	0,66	330,0	38	S-4,8	G 195038
A512/2 S	NGA5120002HSOSA	12	2,0	0,050	40	178,5	34,1	60,5	64,4	1,00	172,0	73	S-4,8	G 191073
A512/3.5 S	NGA51203D5HSOSA	12	3,5	0,175	60	134,5	66,8	60,5	64,4	1,50	142,0	88	S-4,8	G 190045
A512/6.5 S	NGA51206D5HSOSA	12	6,5	0,325	80	151,7	65,5	94,5	98,4	2,60	95,0	131	S-4,8	G 189023
A512/10 S	NGA5120010HSOSA	12	10,0	0,500	80	152,0	98,0	94,5	98,4	4,00	66,0	189	S-4,8	G 189231
A512/16 G5	NGA5120016HSOBA	12	16,0	0,800	200	181,0	76,0	167,0	167,0	6,00	24,2	512	G-M5	G 189232
A512/25 G5	NGA5120025HSOBA	12	25,0	1,250	200	167,0	176,0	126,0	126,0	9,65	21,3	583	G-M5	G 196025
A512/30 G6	NGA5120030HSOBA	12	30,0	1,500	400	197,0	132,0	161,0	180,0	11,10	13,1	932	G-M6	G 191047
A512/40 A	NGA5120040HSOCA	12	40,0	2,000	400	210,0	175,0	175,0	175,0	14,60	11,6	1069	A	G 191015
A512/40 G6	NGA5120040HSOBA	12	40,0	2,000	400	210,0	175,0	175,0	175,0	14,60	11,6	1069	G-M6	G 191015
A512/55 A	NGA5120055HSOCA	12	55,0	2,750	400	261,0	136,0	208,0	230,0	18,80	8,9	1403	A	
A512/60 A	NGA5120060HSOCA	12	60,0	3,000	400	278,0	175,0	190,0	190,0	21,70	6,6	1887	A	
A512/60 G6	NGA5120060HSOBA	12	60,0	3,000	400	278,0	175,0	190,0	190,0	21,70	6,6	1887	G-M6	
A512/65 A	NGA5120065HSOCA	12	65,0	3,250	400	353,0	175,0	190,0	190,0	24,40	8,5	1471	A	
A512/65 G6	NGA5120065HSOBA	12	65,0	3,250	400	353,0	175,0	190,0	190,0	24,40	8,5	1471	G-M6	
A512/85 A	NGA5120085HSOCA	12	85,0	4,250	600	330,0	171,0	213,0	236,0	31,00	6,2	2018	A	G190046
A512/115 A	NGA5120115HSOCA	12	115,0	5,750	770	286,0	269,0	208,0	230,0	40,00	4,6	2660	A	
A512/120 A	NGA5120120HSOCA	12	120,0	6,000	770	513,0	189,0	195,0	223,0	41,00	5,2	2475	A	
A512/140 A	NGA5120140HSOCA	12	140,0	7,000	770	513,0	223,0	195,0	223,0	48,00	4,1	3132	A	
A512/200 A	NGA5120200HSOCA	12	200,0	10,000	770	518,0	274,0	216,0	242,0	70,00	3,5	3606	A	

Couples de serrage

A-Terminal 8 Nm

G-M5 5 Nm

G-M6 6 Nm

Bac/couvercle : 1,2-16 Ah = ABS

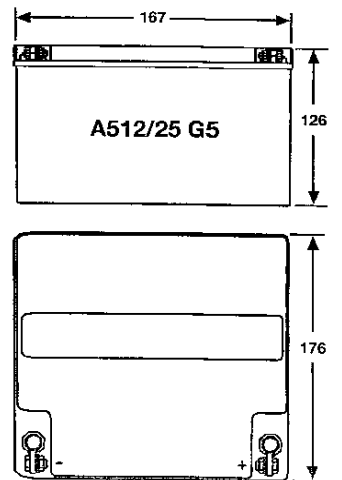
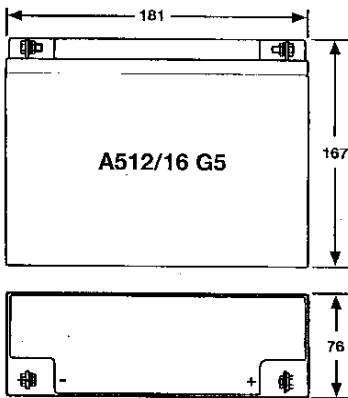
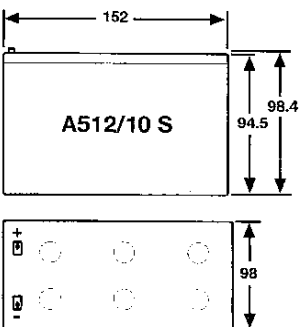
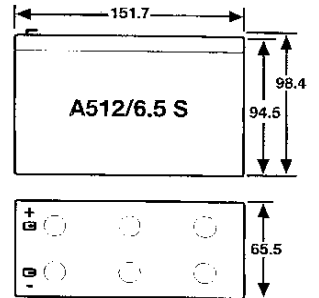
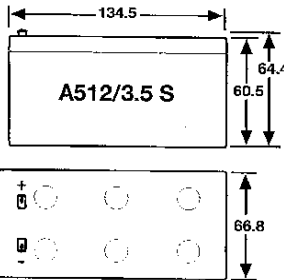
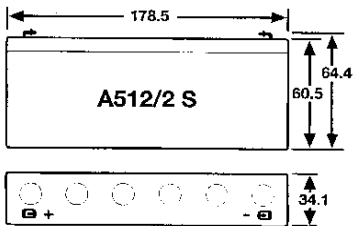
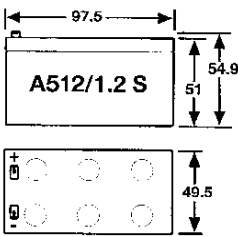
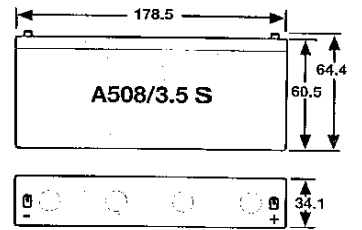
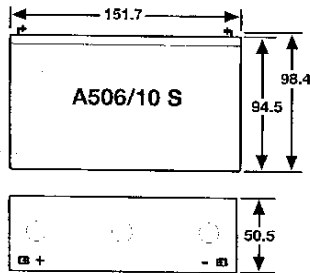
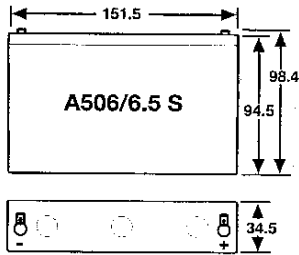
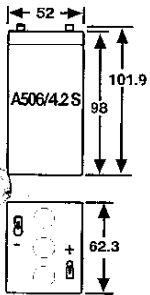
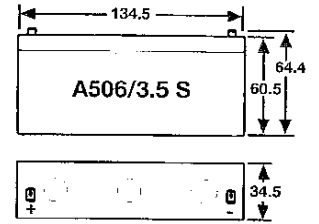
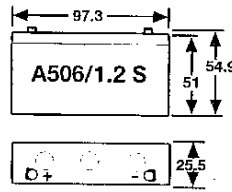
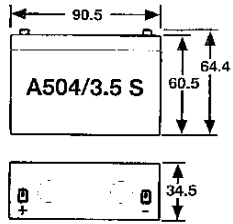
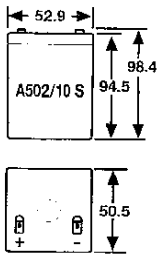

25-200 Ah = Polypropylène (PP)


Homologation : Underwriters Laboratories (UL), USA

VdS (voir modèles dans tableau)


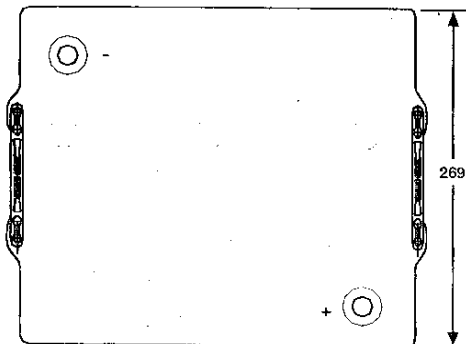
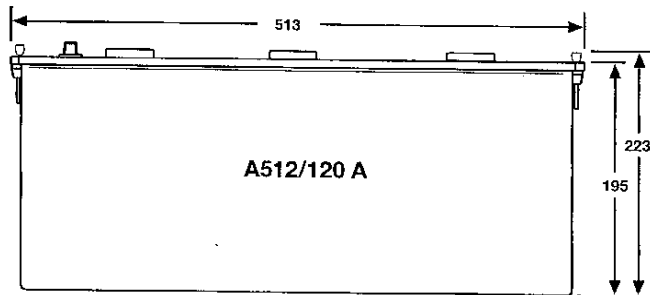
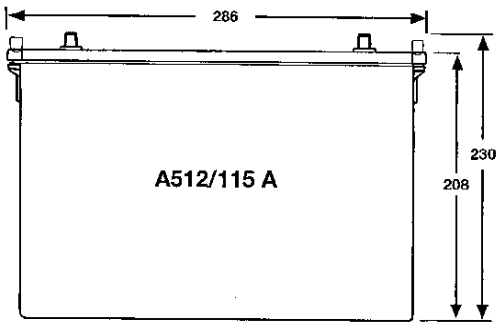
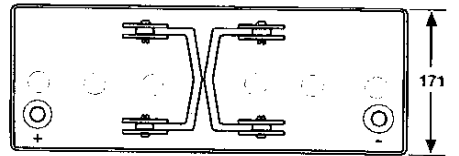
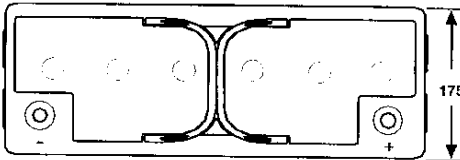
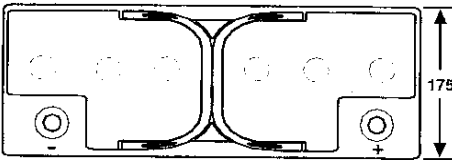
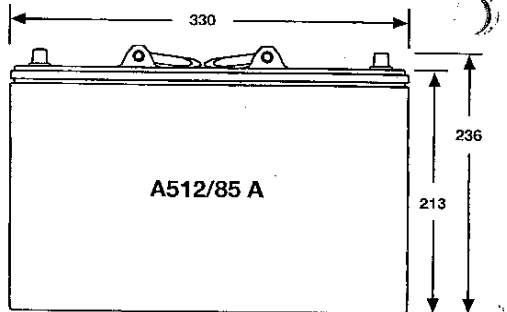
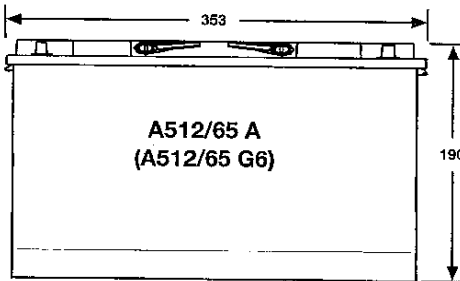
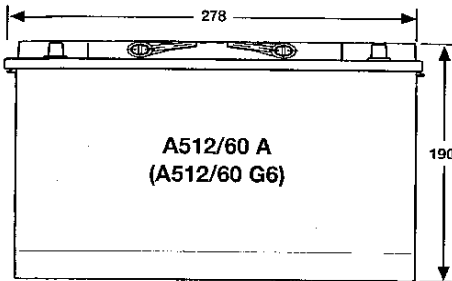
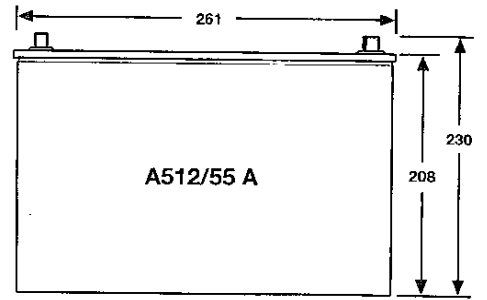

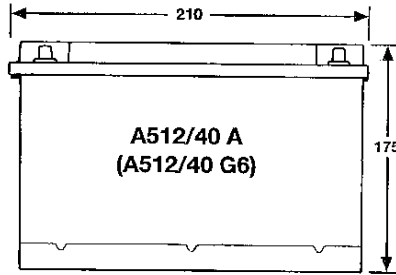

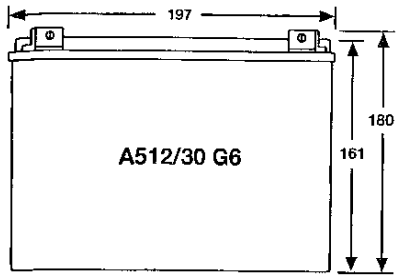
DiN/Gost/TÜV, Russie


Dimensions



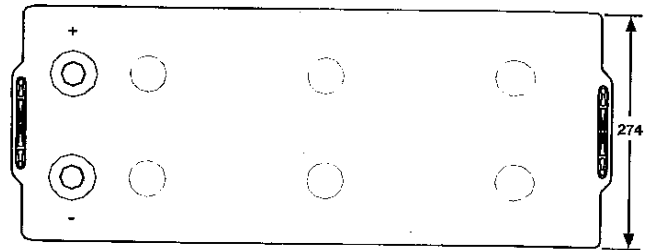
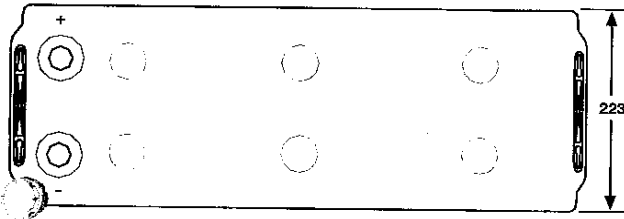
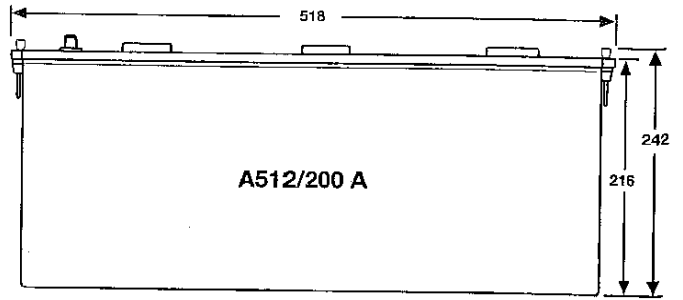
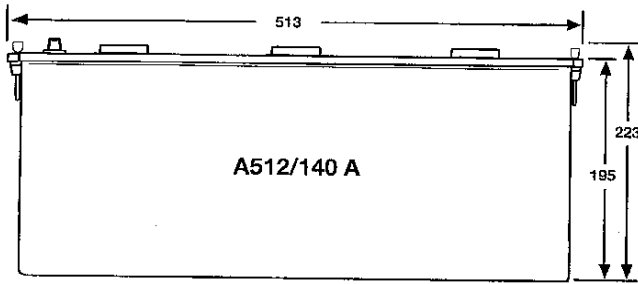


Dimensions

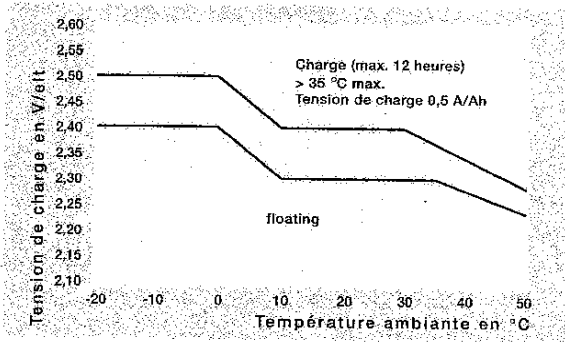




Dimensions

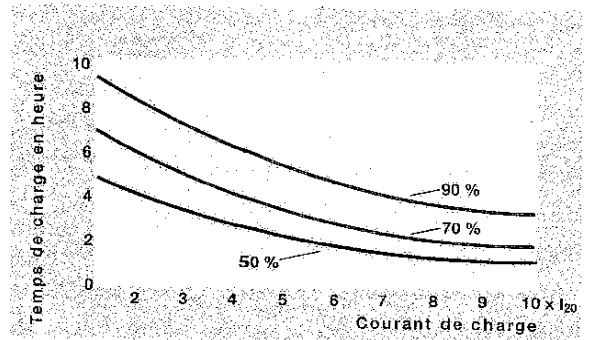


Tension de charge / floating



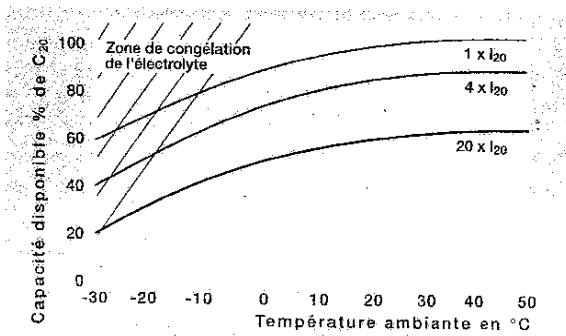
Note : Pour des tensions de charge > 2,40 V/elt, le courant doit être limité à 0,4 A/Ah max. (8 x I₂₀).

Temps de charge



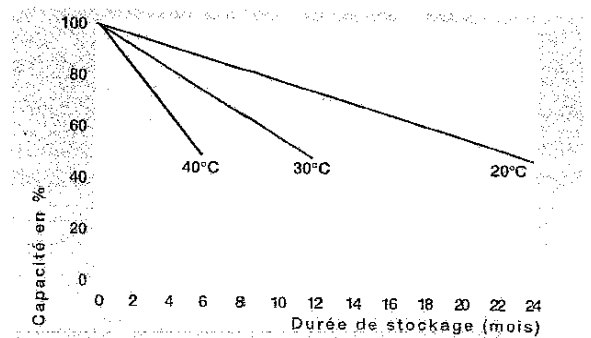
Temps de charge en fonction du courant de charge pour atteindre les états de charge 50 %, 70 % et 90 %. Tension de charge de 2,40 V/elt.

Capacité / Température



Capacité en fonction de la température pour différents régimes de décharge.

Stockage / Autodécharge



Autodécharge en fonction de la durée de stockage pour différentes températures.